



Solano County Treasury Statement of Assets

December 31, 2025

Fiscal Year 2026

December

Cash & Cash Equivalents

Total Cash & Cash Equivalents	\$203,911,778.55
-------------------------------	------------------

Non Cash Assets

Total Non Cash Assets	\$13,344,160.63
-----------------------	-----------------

Investments

Securities	\$1,894,780,650.65
------------	--------------------

Total Investments	\$1,894,780,650.65
-------------------	--------------------

Total Pooled Investment At Market Value	\$2,112,036,589.83
---	--------------------

Pool Internally Managed Mark to Market Equity	\$4,641,034.95
---	----------------

Pool Externally Managed Mark to Market Equity	\$2,379,660.57
---	----------------

Total Pooled Investments At Book Value	\$2,105,015,894.31
--	--------------------

Other Treasury Holdings

Other Treasury Holdings	\$281,807.80
-------------------------	--------------

PARS115	\$37,109,571.97
---------	-----------------

Total Other Treasury Holdings	\$37,391,379.77
-------------------------------	-----------------

TOTAL ASSETS AT MARKET VALUE	\$2,149,427,969.60
-------------------------------------	---------------------------

Short-Term Liabilities

Pending Apportionment	\$6,920,190.15
-----------------------	----------------

Deposits

Total Deposits in Treasury	\$2,134,790,454.01
----------------------------	--------------------

TOTAL LIABILITIES	\$2,141,710,644.16
--------------------------	---------------------------

Equity	\$0.00
--------	--------

Pool Internally Managed Mark to Market Equity	\$4,641,034.95
---	----------------

115 Trust Mark to Market Equity	\$149,041.29
---------------------------------	--------------

Pool Externally Managed Mark to Market Equity	\$2,379,660.57
---	----------------

115 Trust Externally Managed Mark to Market Equity	\$547,588.63
--	--------------

Total Mark to Market	(\$7,717,325.44)
----------------------	------------------

Treasury Pool Net Income	\$6,920,190.15
--------------------------	----------------

All Other Net Income	(\$6,920,190.15)
----------------------	------------------

Net Income to be Apportioned All Treasury Holdings	\$0.00
--	--------

TOTAL EQUITY	\$7,717,325.44
---------------------	-----------------------

NET ASSET VALUE OF POOLED INVESTMENTS*

1.0033



Solano County Treasury Statement of Assets

December 31, 2025

Fiscal Year 2026

December

A handwritten signature in blue ink, appearing to read "Charles Lomeli", written over a horizontal line.

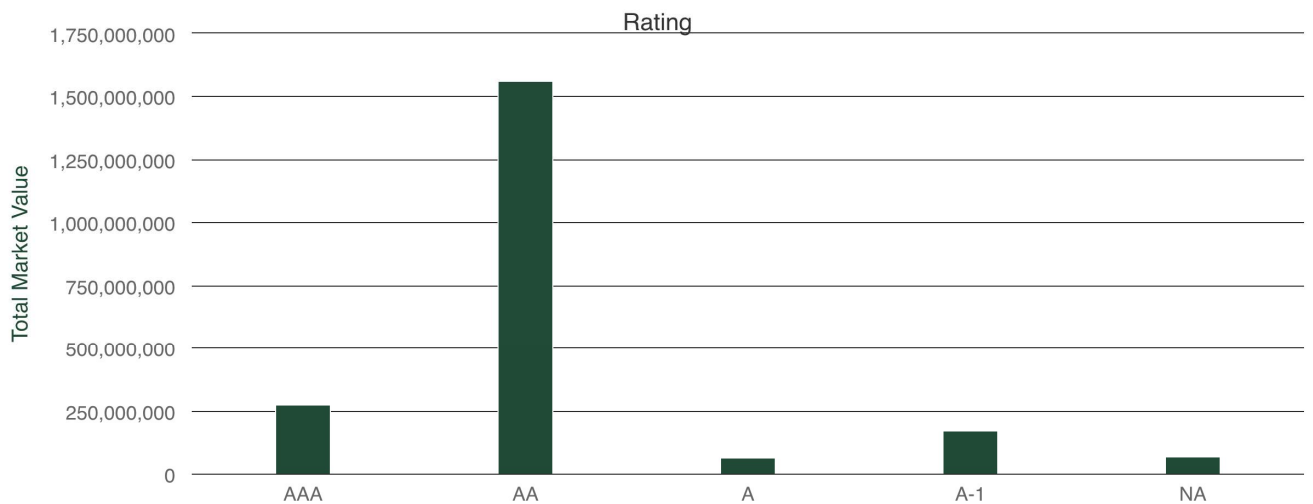
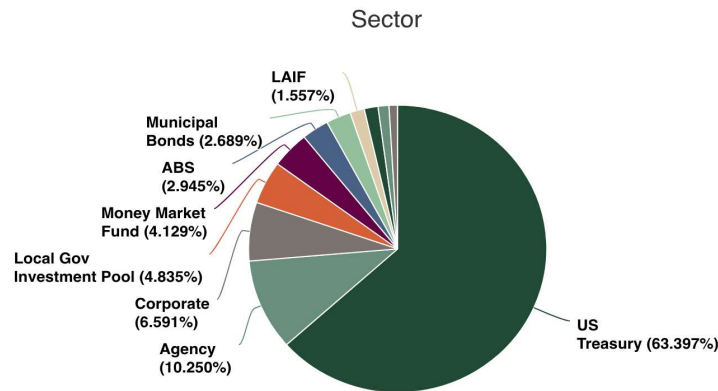
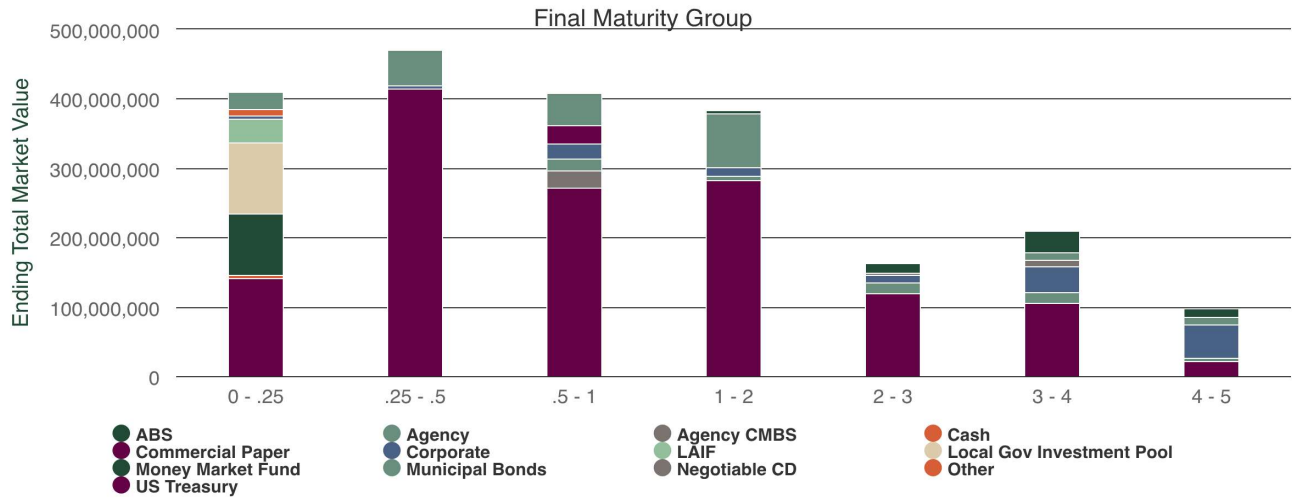
Charles Lomeli: Treasurer - Tax Collector - County Clerk

1-15-26

Date



Solano County Treasury
Treasurer Charles Lomeli
Pool Portfolio Statistics Graphs
December 31, 2025





Solano County Treasury
Treasurer Charles Lomeli
Balance Sheet (EOP)
December 31, 2025

Fiscal Year 2026
December

ASSETS

Cash & Cash Equivalents

Physical Cash	\$1,980.00
Sealed Bags	\$472,620.10
Total Cash on Hand	\$474,600.10

Wells Fargo Deposit Account	\$1,201,011.00
Bank of America Deposit Account	\$422,956.29
Chase Bank Deposit Account	\$4,537,536.17
Wells Fargo HUD Account	\$1,306.00
First Northern Bank Lake Solano Park	\$58,960.63
Bank of Stockton	\$61,133.26
Total Cash in Bank	\$6,282,903.35

WF Money Market Account	\$1,813,299.97
US Bank Safekeep Money Market Account	\$560,379.23
CAMP Money Market Account	\$41,390,011.03
CalTrust Liquidity Fund	\$35,270,563.52
Blackrock FedFund	\$56,525,751.85
US Bank Externally Managed Money Market Account	\$2,263,839.70
CalFIT	\$26,212,191.05
Total Cash in Money Markets	\$164,036,036.35

LAIF	\$33,118,238.75
Total LAIF	\$33,118,238.75

Total Cash & Cash Equivalents	\$203,911,778.55
--	-------------------------

Non Cash Assets

Acc Int Money Markets	\$36,635.95
Acc Int LAIF	\$389,889.31
Acc Int Investment Securities	\$11,064,346.19
Acc Int Externally Managed Investment Securities	\$2,026,447.71
Total Accrued Interest	\$13,517,319.16

Asset Suspense	\$46.17
Credit Card Delayed Receipt	\$8,080.25
Total Items in Transit	\$8,126.42

Total Non Cash Assets	\$13,525,445.58
------------------------------	------------------------

Mutual Funds

Total Mutual Funds	\$0.00
---------------------------	---------------

Securities

US Treasuries Par	\$1,305,000,000.00
US Treasuries Premium	\$4,379,124.20



Solano County Treasury
Treasurer Charles Lomeli
Balance Sheet (EOP)
December 31, 2025

	Fiscal Year 2026
	December
US Treasuries Discount	(\$11,069,431.12)
US Treasuries Mk to Mkt	\$3,068,857.03
Municipals Par	\$57,860,000.00
Municipals Premium	\$680,450.04
Municipals Discount	(\$1,369,952.38)
Municipals Mk to Mkt	\$33,219.63
Fed Agencies Par	\$217,430,000.00
Fed Agencies Premium	\$613,055.43
Fed Agencies Discount	(\$1,534,592.13)
Fed Agencies Mk to Mkt	\$1,547,207.80
Commercial Paper Par	\$32,558,000.00
Commercial Paper Discount	(\$553,125.31)
Commercial Paper Mk to Mkt	(\$8,249.51)
CD Par	\$25,000,000.00
Externally Managed Securities Par	\$259,540,000.00
Externally Managed Securities Premium	\$850,538.47
Externally Managed Securities Discount	(\$1,624,112.07)
Externally Managed Securities Mk to Mkt	\$2,379,660.57
Total Securities	\$1,894,780,650.65

Total Investments	\$1,894,780,650.65

Total Pool at Market Value	\$2,112,217,874.78
<u>Other Treasury Holdings</u>	
2013 Cops	\$3,272.64
2017 Cops	\$4,376.79
2021 Cops	\$274,158.37

Total Bond Proceeds	\$281,807.80
115 Trust Money Market Accrued Interest	\$3,269.59
115 Trust Money Markets	\$1,063,047.22
115 Trust Accrued Interest	\$157,500.36
115 Trust Externally Managed Money Market	\$189,642.68
115 Trust Externally Managed Money Market Accrued Interest	\$525.16
115 Trust US Treasuries Par	\$12,500,000.00
115 Trust US Treasuries Premium	\$63,794.55
115 Trust US Treasuries Discount	(\$64,014.88)
115 Trust US Treasuries Mk to Mkt	\$19,852.34
115 Trust Corporates Par	\$12,700,000.00
115 Trust Corporates Premium	\$54.25
115 Trust Corporates Discount	(\$195,727.33)
115 Trust Corporates Mk to Mkt	\$102,379.39
115 Trust CDs Par	\$1,000,000.00
115 Trust CDs Mk to Mkt	\$1,027.00
115 Trust Municipals Par	\$3,180,000.00
115 Trust Municipals Discount	(\$95,244.72)
115 Trust Municipals Mk to Mkt	\$25,782.56



Solano County Treasury
Treasurer Charles Lomeli
Balance Sheet (EOP)
December 31, 2025

	Fiscal Year 2026 December
115 Trust Externally Managed	\$5,910,095.17
115 Trust Externally Managed Mk to Mkt	\$547,588.63
Total 115 Trust	\$37,109,571.97
Total Deposits With Others	\$37,391,379.77
Total Other Treasury Holdings	\$37,391,379.77
TOTAL ASSETS	\$2,149,609,254.55
LIABILITIES	
<u>Short-Term Liabilities</u>	
Pending Apportionment	\$7,101,475.10
Total Short-Term Liabilities	\$7,101,475.10
<u>Auditor - Controller Fund Balance</u>	
Finance Enterprise Cash in Treasury	\$2,098,095,704.16
Total Finance Enterprise Cash	\$2,098,095,704.16
Finance Enterprise Bond Proceeds Dep With Others	\$281,807.80
Finance Enterprise Pars 115 Trust	\$36,412,942.05
Total Finance Enterprise Deposits With Others	\$36,694,749.85
Total Auditor - Controller Fund Balance	\$2,134,790,454.01
TOTAL LIABILITIES	\$2,141,891,929.11
EQUITY	
Total Retained Earnings	\$0.00
Pool Internally Managed Mark to Market Equity	\$4,641,034.95
115 Trust Mark to Market Equity	\$149,041.29
Pool Externally Managed Mark to Market Equity	\$2,379,660.57
115 Trust Externally Managed Mark to Market Equity	\$547,588.63
Total Market to Market	\$7,717,325.44
Net Income	\$0.00



Solano County Treasury
Treasurer Charles Lomeli
Balance Sheet (EOP)
December 31, 2025

Fiscal Year 2026
December

TOTAL EQUITY

\$7,717,325.44

TOTAL LIABILITIES & EQUITY

=====
\$2,149,609,254.55
=====



Solano County Treasury
Treasurer Charles Lomeli
Statement of Income
December 31, 2025

Fiscal Year 2026
December

POOL INCOME

Short Term Investments

Bank Deposit Income	\$9,448.15
Total Bank Deposit	\$9,448.15

Wells Fargo Income	\$19,335.17
B of A Income	\$507.44
US Bank Income	\$4,321.38
CAMP Income	\$140,851.70
CalTrust Income	\$164,059.36
BlackRock FedFund Income	\$144,490.02
US Bank Externally Managed	\$12,471.96
CalFIT Income	\$125,140.63
Total Money Markets	\$611,177.66

LAIF	\$84,451.82
Total LAIF	\$84,451.82

Total Short Term Income	\$705,077.63
--------------------------------	---------------------

Mutual Funds

Total Mutual Fund Income	\$0.00
---------------------------------	---------------

Long Term Investments

Interest Earnings 53601A	\$0.00
Premium Amortization	\$0.00
Discount Accretion	\$0.00
Gain/Loss on Sale	\$0.00
Total County Bonds	\$0.00

Interest Earnings 53601B	\$3,616,226.53
Premium Amortization	(\$264,496.48)
Discount Accretion	\$1,047,270.95
Gain/Loss on Sale	\$0.00
Total US Treasuries	\$4,399,001.00

Interest Earnings 53601C	\$129,691.91
Premium Amortization	(\$17,622.25)
Discount Accretion	\$49,681.57
Gain/Loss on Sale	(\$1,341.88)
Total Municipals	\$160,409.35

Interest Earnings 53601F	\$656,758.59
Premium Amortization	(\$39,882.83)
Discount Accretion	\$160,141.35
Gain/Loss on Sale	\$0.00
Total Fed Agency	\$777,017.11



Solano County Treasury
Treasurer Charles Lomeli
Statement of Income
December 31, 2025

Fiscal Year 2026
December

Interest Earnings 53601G	\$0.00
Premium Amortization	\$0.00
Discount Accretion	\$58,719.00
Gain/Loss on Sale	\$0.00
Total Commercial Paper	\$58,719.00

Interest Earnings 53601H	\$71,944.37
Premium Amortization	\$0.00
Discount Accretion	\$0.00
Gain/Loss on Sale	\$0.00
Total Certificates of Deposit	\$71,944.37

Interest Earnings 53601J	\$0.00
Premium Amortization	\$0.00
Discount Accretion	\$0.00
Gain/Loss on Sale	\$0.00
Total Corporates	\$0.00

Interest Earnings 53601Q	\$0.00
Premium Amortization	\$0.00
Discount Accretion	\$0.00
Gain/Loss on Sale	\$0.00
Total Supranational Bonds	\$0.00

Interest Earnings	\$855,548.59
Premium Amortization	(\$24,527.64)
Discount Accretion	\$98,285.69
Total Externally Managed Securites	\$929,306.64

Total Long Term Income	\$6,396,397.47
-------------------------------	-----------------------

Total Income	\$7,101,475.10
---------------------	-----------------------

Treasury Operating Costs

Interest Apportionment Expense	\$7,101,475.10
Total Treasury Apportioned	(\$7,101,475.10)

Total Expense	(\$7,101,475.10)
----------------------	-------------------------

TREASURY POOL UNAPPORTIONED	\$0.00
------------------------------------	---------------

115 TRUST

Short Term Investments

115 Trust Cash & Money Mkt Income	\$3,269.59
115 Trust Externally Managed Cash & Money Mkt Income	\$525.16



Solano County Treasury
Treasurer Charles Lomeli
Statement of Income
December 31, 2025

Fiscal Year 2026

December

Total Cash & Money Markets

\$3,794.75

Mutual Funds

Total Mutual Funds

\$0.00

Long Term Investments

115 Trust US Treasuries Income

\$40,262.72

115 Trust Externally Managed Income

\$72,847.18

115 Trust Corporates Income

\$46,554.98

115 Trust CDs Income

\$3,652.05

115 Trust Municipals Income

\$10,186.56

Total Long Term Investments

\$173,503.49

Total Income

\$177,298.24

Management Costs

115 Trust Earnings Distribution

\$171,362.08

115 Trust Externally Managed Safekeeping Expense

\$747.47

115 Trust Externally Managed PARS Expense

\$695.86

115 Trust Safekeeping Expense

\$1,303.96

115 Trust PARS Expenses

\$3,188.87

Total 115 Trust Management Charges

\$5,936.16

Total Expense

\$177,298.24

115 TRUST NET INCOME

\$0.00



Solano County Treasury
Treasurer Charles Lomeli
Yield Analysis*
December 31, 2025

Fiscal Year 2026
December
Yield

YIELDS

Bank Deposits	0.685%
Wells Fargo Money Market	2.978%
Bank Of America Money Market	2.661%
US Bank Money Market	10.466%
Camp	3.925%
Cal Trust Money Market	3.880%
Blackrock Money Market	3.675%
US Bank Money Market Externally Managed	3.726%

Wt Ave Of All MMY	3.814%
--------------------------	---------------

Local Agency Investment Fund	4.090%
-------------------------------------	---------------

Solano County Bonds	0.000%
Solano County Bonds TR	0.000%
US Treasury Securities	3.918%
US Treasury Securities TR	3.918%
Municipals	3.637%
Municipals TR	3.607%
Federal Agencies	4.227%
Federal Agencies TR	4.227%
Commercial Paper	3.430%
Commerical Paper TR	3.430%
Certificates of Deposit	3.622%
Cerificates of Deposit TR	3.622%
Corporate Securities	0.000%
Corporate Securities TR	0.000%
Sovereign Securities	0.000%
Sovereign Securities TR	0.000%
Externally Managed Securities	4.130%
Externally Managed Securities TR	4.130%
Wt Ave Of All Securities	3.966%
Wt Ave Of All Securities TR	3.965%

Total Pool	3.927%
Total Pool TR	3.926%

PARS 115 Yield	5.644%
-----------------------	---------------

*yields calculations are based on average daily balances