



Solano County Treasury
 Treasurer Charles Lomeli
 Statement of Assets
 December 31, 2021

Fiscal Year 2022
 December

Cash & Cash Equivalents

Total Cash & Cash Equivalents \$216,313,400.88

Non Cash Assets

Total Non Cash Assets \$2,786,968.46

Investments

Securities \$1,508,975,021.32

Total Investments -----
 \$1,508,975,021.32

Total Pooled Investment At Market Value \$1,728,075,390.66

Mark to Market Equity (\$2,928,670.44)

Total Pooled Investments At Book Value -----
 \$1,731,004,061.10

Other Treasury Holdings

Other Treasury Holdings \$59,944,331.44

PARS115 \$32,164,715.68

Total Other Treasury Holdings -----
 \$92,109,047.12

TOTAL ASSETS AT MARKET VALUE **\$1,820,184,437.78**
 =====

Exception Items

Permits Awaiting Posting to IFAS \$20,327.50

In Bank Pending Permit \$20,690.61

WF EX Tax Collector (\$50,958.43)

Deposits

Total Deposits in Treasury \$1,822,700,307.17

TOTAL LIABILITIES **\$1,822,690,366.85**
 =====

Retained Earnings (\$145,512.28)

Mark to Market Equity (\$2,871,998.05)

Net Income to be Apportioned \$511,581.26

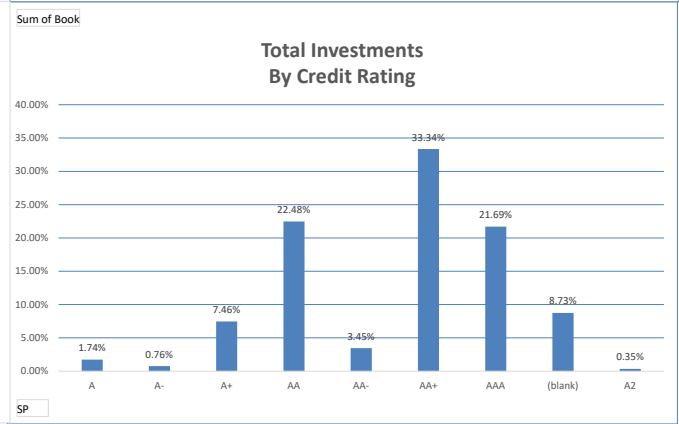
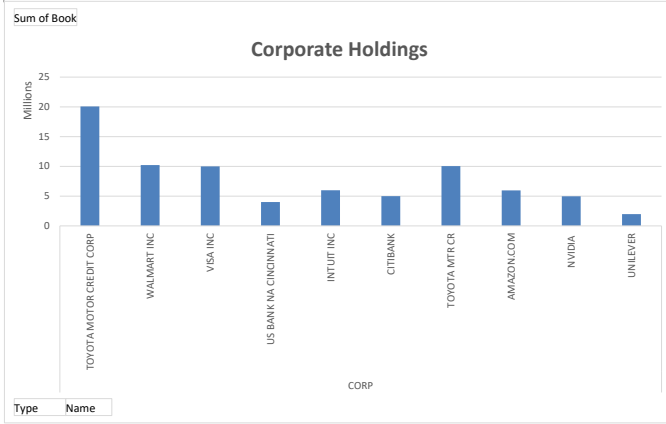
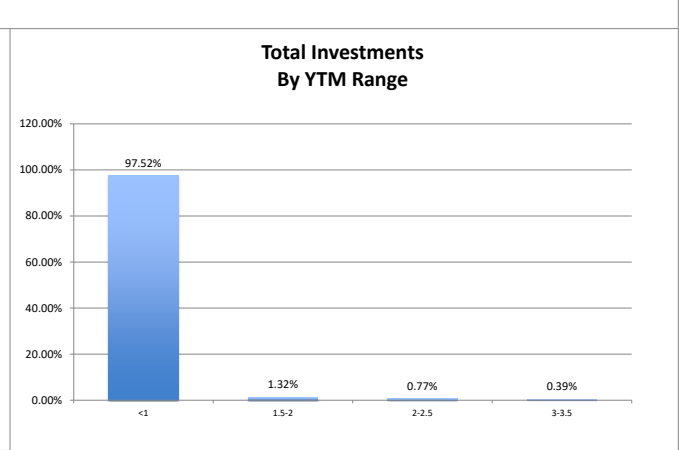
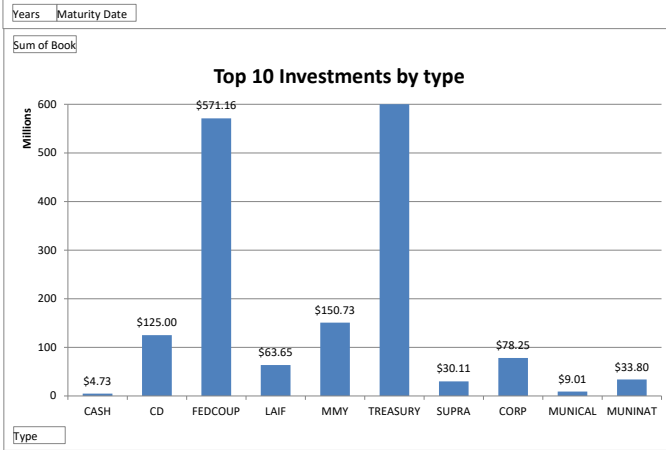
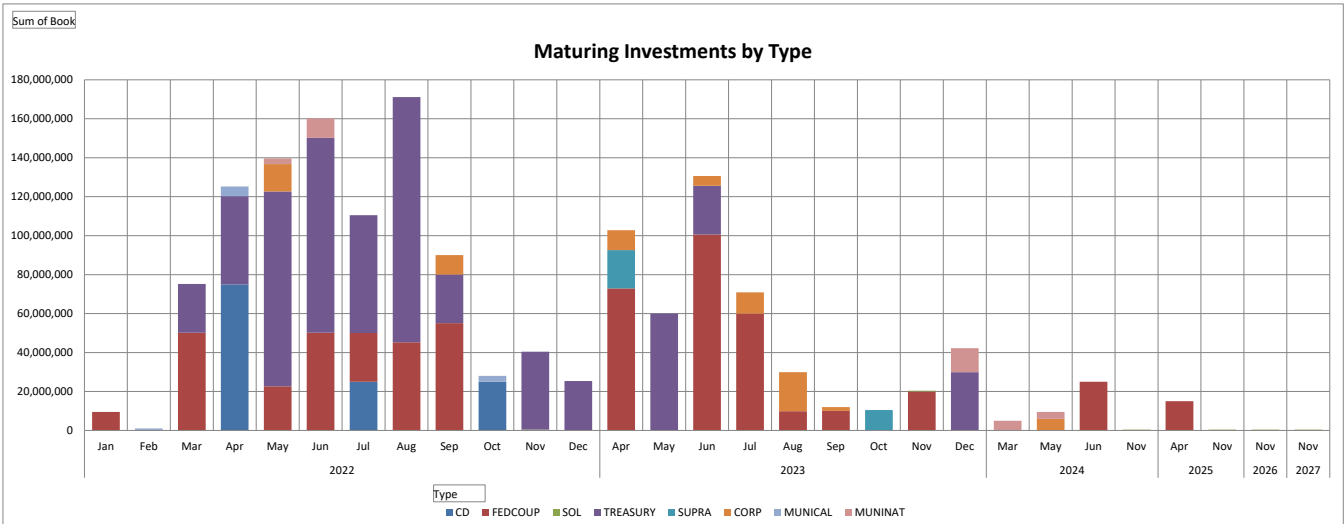
TOTAL EQUITY -----
(\$2,505,929.07)

NET ASSET VALUE OF POOLED INVESTMENTS* **0.9983**

 Charles Lomeli: Treasurer - Tax Collector - County Clerk

 Date

Solano County Treasury
 Treasurer Charles Lomeli
 Portfolio Statistical Graphs
 December 31, 2021





Solano County Treasury
 Treasurer Charles Lomeli
 Balance Sheet (end of period)
 December 31, 2021

Fiscal Year 2022
 December

ASSETS

Cash & Cash Equivalents

Physical Cash	\$2,000.00
Sealed Bags	\$270,985.22
Total Cash on Hand	\$272,985.22

Wells Fargo Deposit Account	\$782,440.00
Bank of America Deposit Account	\$739,782.98
First Northern Bank Lake Solano Park	\$42,939.75
Bank of Stockton	\$103,930.95
Total Cash in Bank	\$1,669,093.68

WF Money Market Account	\$23,356,425.84
US Bank Safekeep Money Market Account	\$302,042.58
CAMP Money Market Account	\$40,940,912.69
CalTrust Liquidity Fund	\$42,076,514.73
CalTrust Blackrock FedFund	\$44,050,000.00
Total Cash in Money Markets	\$150,725,895.84

LAIF	\$63,645,426.14
Total LAIF	\$63,645,426.14

Total Cash & Cash Equivalents	\$216,313,400.88
--	-------------------------

Non Cash Assets

Acc Int Money Markets	\$2,185.05
Acc Int LAIF	\$60,586.82
Acc Int Investment Securities	\$2,724,196.59
Total Accrued Interest	\$2,786,968.46

Total Items in Transit	\$0.00
-------------------------------	---------------

Total Non Cash Assets	\$2,786,968.46
------------------------------	-----------------------

Mutual Funds

Total Mutual Funds	\$0.00
---------------------------	---------------

Securities

Solano County Bonds Par	\$2,545,000.00
US Treasuries Par	\$660,000,000.00
US Treasuries Premium	\$2,173,473.09
US Treasuries Discount	(\$145,738.88)
US Treasuries Mk to Mkt	(\$1,136,919.42)
Municipals Par	\$42,795,000.00
Municipals Premium	\$11,921.48
Municipals Discount	(\$841.19)
Municipals Mk to Mkt	(\$223,373.87)
Fed Agencies Par	\$569,984,000.00



Solano County Treasury
 Treasurer Charles Lomeli
 Balance Sheet (end of period)
 December 31, 2021

	Fiscal Year 2022
	December
Fed Agencies Premium	\$1,479,609.30
Fed Agencies Discount	(\$302,337.82)
Fed Agencies Mk to Mkt	(\$1,121,449.81)
CD Par	\$125,000,000.00
CD Mk to Mkt	(\$57,175.00)
Corporates Par	\$77,964,000.00
Corporates Premium	\$366,164.71
Corporates Discount	(\$75,343.44)
Corporates Mk to Mkt	(\$207,636.99)
Supranational Banks Par	\$29,650,000.00
Supranational Banks Premium	\$480,201.12
Supranational Banks Discount	(\$21,416.61)
Supranational Banks Mk to Mkt	(\$182,115.35)
Total Securities	\$1,508,975,021.32

Total Investments	\$1,508,975,021.32

Total Pool at Market Value	\$1,728,075,390.66
<u>Other Treasury Holdings</u>	
VCUSD iBank Muni Fund	\$21,421,146.15
VCUSD iBank Muni Fund Mk to Mkt	\$641.06
2005 Pension Obligation Bonds	\$4,494,192.43
2013 Cops	\$96,075.73
2021 Cops	\$33,932,276.07

Total Bond Proceeds	\$59,944,331.44
115 Trust Money Markets	\$3,706,208.96
115 Trust Accrued Interest	\$58,348.65
115 Trust Money Market Mark to Market	(\$0.53)
115 Trust US Treasuries Par	\$8,000,000.00
115 Trust US Treasuries Premium	\$2,416.55
115 Trust US Treasuries Mk to Mkt	(\$5,544.55)
115 Trust Fed Agencies Par	\$6,666,666.67
115 Trust Fed Agencies Premium	\$10,770.17
115 Trust Fed Agencies Mk to Mkt	\$40,935.09
115 Trust Corporates Par	\$11,250,000.00
115 Trust Corporates Premium	\$39,416.85
115 Trust Corporates Discount	(\$143.50)
115 Trust Corporates Mk to Mkt	\$35,041.07
115 Trust Municipals Par	\$2,375,000.00
115 Trust Municipals Mk to Mkt	(\$14,399.75)

Total 115 Trust	\$32,164,715.68

Total Deposits With Others	\$92,109,047.12
	=====



Solano County Treasury
 Treasurer Charles Lomeli
 Balance Sheet (end of period)
 December 31, 2021

		Fiscal Year 2022
		December
	Total Other Treasury Holdings	\$92,109,047.12
		=====
TOTAL ASSETS		\$1,820,184,437.78
		=====
LIABILITIES		
<u>Exception Items</u>		
	In Bank Pending Permit	\$20,690.61
	WF EX Tax Collector	(\$50,958.43)
	Total Bank Exceptions	(\$30,267.82)
	Total Investment Portfolio Exceptions	\$0.00
	Permits Awaiting Posting to IFAS	\$20,327.50
	Total Auditor - Controller Exceptions	\$20,327.50

	Total Exception Items	(\$9,940.32)
<u>Auditor - Controller Fund Balance</u>		
	OneSolution Cash in Treasury	\$1,730,647,931.42

	Total OneSolution Cash	\$1,730,647,931.42
	OneSolution Bond Proceeds Dep With Others	\$38,522,544.23
	OneSolution Pars 115 Trust	\$32,108,685.37
	OneSolution VCUSD iBank 5390160	\$21,421,146.15

	Total OneSolution Deposits With Others	\$92,052,375.75

	Total Auditor - Controller Fund Balance	\$1,822,700,307.17
		=====
TOTAL LIABILITIES		\$1,822,690,366.85
		=====
EQUITY		
	Retained Earnings	(\$145,512.28)
	Total Retained Earnings	(\$145,512.28)
	Total Pool Mark to Market Equity	(\$2,928,670.44)
	115 Trust Mark to Market Equity	\$56,031.33
	VCUSD iBank Mark to Market Equity	\$641.06

	Total Market to Market	(\$2,871,998.05)
	Net Income	\$511,581.26

TOTAL EQUITY		(\$2,505,929.07)



Solano County Treasury
Treasurer Charles Lomeli
Balance Sheet (end of period)
December 31, 2021

Fiscal Year 2022
December

TOTAL LIABILITIES & EQUITY

=====

\$1,820,184,437.78

=====



Solano County Treasury
 Treasurer Charles Lomeli
 Balance Sheet (periodic averages)
 December 31, 2021

Fiscal Year 2022
 December

ASSETS

Cash & Cash Equivalents

Physical Cash	\$2,000.00
Sealed Bags	\$2,652,484.01
Deposits in Transit	\$2,987,100.71
Total Cash on Hand	\$5,641,584.71

Wells Fargo Deposit Account	\$7,518,092.23
Bank of America Deposit Account	\$1,474,803.36
First Northern Bank Lake Solano Park	\$42,947.01
Bank of Stockton	\$102,958.01
Total Cash in Bank	\$9,138,800.61

WF Money Market Account	\$14,954,127.56
BAC Money Market Account	\$178,399.70
US Bank Safekeep Money Market Account	\$474,452.53
CAMP Money Market Account	\$43,713,300.18
CalTrust Liquidity Fund	\$42,688,432.74
CalTrust Blackrock FedFund	\$44,437,096.77
Total Cash in Money Markets	\$146,445,809.48

LAIF	\$63,645,426.14
Total LAIF	\$63,645,426.14

Total Cash & Cash Equivalents	\$224,871,620.95
--	-------------------------

Non Cash Assets

Acc Int Money Markets	\$1,267.28
Acc Int LAIF	\$49,078.34
Acc Int Investment Securities	\$2,769,808.05
Total Accrued Interest	\$2,820,153.67

Total Items in Transit	\$0.00
-------------------------------	---------------

Total Non Cash Assets	\$2,820,153.67
------------------------------	-----------------------

Mutual Funds

Total Mutual Funds	\$0.00
---------------------------	---------------

Securities

Solano County Bonds Par	\$2,545,000.00
US Treasuries Par	\$602,741,935.48
US Treasuries Premium	\$2,125,983.57
US Treasuries Discount	(\$131,578.19)
US Treasuries Mk to Mkt	(\$602,105.89)
Municipals Par	\$62,149,838.71
Municipals Premium	\$16,861.81
Municipals Discount	(\$869.15)



Solano County Treasury
 Treasurer Charles Lomeli
 Balance Sheet (periodic averages)
 December 31, 2021

	Fiscal Year 2022
	December
Municipals Mk to Mkt	(\$160,063.82)
Fed Agencies Par	\$556,179,903.23
Fed Agencies Premium	\$1,666,118.93
Fed Agencies Discount	(\$193,193.70)
Fed Agencies Mk to Mkt	(\$491,612.88)
CD Par	\$123,387,096.77
CD Mk to Mkt	(\$45,078.23)
Corporates Par	\$93,609,161.29
Corporates Premium	\$304,078.73
Corporates Discount	(\$61,429.45)
Corporates Mk to Mkt	(\$217,588.06)
Supranational Banks Par	\$29,650,000.00
Supranational Banks Premium	\$502,150.10
Supranational Banks Discount	(\$22,743.90)
Supranational Banks Mk to Mkt	(\$107,169.20)
Total Securities	\$1,472,844,696.17

Total Investments	\$1,472,844,696.17

Total Pool	\$1,700,536,470.78
<u>Other Treasury Holdings</u>	
VCUSD iBank Muni Fund	\$21,421,056.27
VCUSD iBank Muni Fund Mk to Mkt	(\$393.49)
2005 Pension Obligation Bonds	\$4,494,174.34
2013 Cops	\$96,074.71
2017 Cops	\$57.11
2021 Cops	\$33,931,998.93

Total Bond Proceeds	\$59,942,967.86
115 Trust Cash	\$1,172,781.52
115 Trust Money Markets	\$642,266.13
115 Trust Accrued Interest	\$56,674.21
115 Trust Money Market Mark to Market	(\$0.53)
115 Trust US Treasuries Par	\$8,000,000.00
115 Trust US Treasuries Premium	\$2,889.73
115 Trust US Treasuries Mk to Mkt	(\$2,386.76)
115 Trust Fed Agencies Par	\$6,666,666.67
115 Trust Fed Agencies Premium	\$12,855.53
115 Trust Fed Agencies Mk to Mkt	\$50,853.31
115 Trust Corporates Par	\$11,250,000.00
115 Trust Corporates Premium	\$44,513.34
115 Trust Corporates Discount	(\$151.94)
115 Trust Corporates Mk to Mkt	\$41,160.11
115 Trust Municipals Par	\$4,245,967.74
115 Trust Municipals Premium	\$146.37
115 Trust Municipals Mk to Mkt	(\$9,181.65)

Total 115 Trust	\$32,175,053.78



Solano County Treasury
 Treasurer Charles Lomeli
 Balance Sheet (periodic averages)
 December 31, 2021

Fiscal Year 2022
 December

Total OPEB Trust	\$0.00
Total Other Treasury Holdings	\$92,118,021.64
TOTAL ASSETS	\$1,792,654,492.42

LIABILITIES

Exception Items

In Bank Pending Permit	(\$93,080.99)
WF EX Tax Collector	(\$79,269.05)
Total Bank Exceptions	(\$172,350.04)

Total Investment Portfolio Exceptions **\$0.00**

Permits Awaiting Posting to IFAS	\$14,809.20
Total Auditor - Controller Exceptions	\$14,809.20

Total Exception Items **(\$157,540.84)**

Auditor - Controller Fund Balance

OneSolution Cash in Treasury	\$1,702,027,565.61
------------------------------	--------------------

Total OneSolution Cash **\$1,702,027,565.61**

OneSolution Bond Proceeds Dep With Others	\$38,522,305.09
OneSolution Pars 115 Trust	\$32,094,316.73
OneSolution VCUSD iBank 5390160	\$21,421,056.27

Total OneSolution Deposits With Others **\$92,037,678.09**

Total Auditor - Controller Fund Balance **\$1,794,065,243.71**

TOTAL LIABILITIES **\$1,793,907,702.87**

EQUITY

Retained Earnings	(\$145,512.28)
Total Retained Earnings	(\$145,512.28)

Total Pool Mark to Market Equity	(\$1,623,618.08)
115 Trust Mark to Market Equity	\$80,444.49
VCUSD iBank Mark to Market Equity	(\$393.49)

Total Market to Market **(\$1,543,567.08)**



Solano County Treasury
Treasurer Charles Lomeli
Balance Sheet (periodic averages)
December 31, 2021

	Fiscal Year 2022 December
Net Income	\$435,868.92
TOTAL EQUITY	(\$1,253,210.44)
TOTAL LIABILITIES & EQUITY	\$1,792,654,492.42



Solano County Treasury
 Treasurer Charles Lomeli
 Balance Sheet (percentages)
 December 31, 2021

Fiscal Year 2022
 December

TREASURY POOL

Cash & Cash Equivalents

Cash on Hand	\$272,985.22	0.02%
Cash in Bank	\$1,669,093.68	0.10%
Cash in Money Markets	\$150,725,895.84	8.72%
LAIF	\$63,645,426.14	3.68%

Total Cash & Cash Equivalents		12.52%

Non Cash Assets

Non Cash Assets	\$2,786,968.46	0.16%

Total Non Cash Assets		0.16%

Mutual Funds

Mutual Funds	\$0.00	0.00%

Total Mutual Funds		0.00%

Securities

US Treasuries	\$660,890,814.79	38.24%
Federal Agencies	\$570,039,821.67	32.99%
Corporates	\$78,047,184.28	4.52%
Municipals	\$45,127,706.42	2.61%
		0.00%
Certificates of Deposit	\$124,942,825.00	7.23%
Supranationals	\$29,926,669.16	1.73%

Total Securities		87.32%

TOTAL TREASURY POOL

100.00%

115 TRUST

Cash & Cash Equivalents



Solano County Treasury
 Treasurer Charles Lomeli
 Balance Sheet (percentages)
 December 31, 2021

	Fiscal Year 2022 December
115 Trust Money Markets	0.00% \$3,706,208.96 11.52%
Total Cash and Cash Equivalentts	----- 11.52%
 <u>Non Cash Assets</u>	
115 Trust Accrued Interest	\$58,348.65 0.18% 0.00%
Total Non Cash Assets	----- 0.18%
 <u>Mutual Funds</u>	
Total Mutual Funds	----- 0.00%
 <u>Securities</u>	
US Treasuries	\$7,996,872.00 24.86%
Federal Agencies	\$6,718,371.93 20.89%
Corporates	\$11,324,314.42 35.21%
Municipals	\$2,360,600.25 7.34%
Total Securities	----- 88.30%
TOTAL 115 TRUST	----- 100.00%



Solano County Treasury
 Treasurer Charles Lomeli
 Statement of Income
 December 31, 2021

Fiscal Year 2022
 December

INCOME

Cash Income

Bank Deposit Income	\$0.00
Total Bank Deposit Income	\$0.00

Wells Fargo	\$336.92
B of A	\$2.24
US Bank	\$20,367.37
CAMP	\$7,544.47
CalTrust BlackRock TempFund Income	\$4,177.89
CalTrust BlackRock FedFund Income	\$0.00
Gov Part Ultra Prime Income	\$0.00
Gov Part Ultra Short Income	\$0.00
Cal Trust Money Market	\$3,600.35
Total Money Market Income	\$36,029.24

CT Short Interest Earnings	\$0.00
CT Short Gain/Loss on Sale	\$0.00
CT Medium Interest Earnings	\$0.00
CT Medium Gain/Loss on Sale	\$0.00
Total Mutual Fund Income	\$0.00

Total Cash Income	\$36,029.24
-------------------	-------------

Non Cash Income

Interest Earnings 53601A	\$47,225.74
Premium Amortization	\$0.00
Discount Accretion	\$0.00
Gain/Loss on Sale	\$0.00
Total County Bonds Income	\$47,225.74

Interest Earnings 53601B	\$1,925,051.66
Premium Amortization	(\$1,521,379.82)
Discount Accretion	\$75,144.24
Gain/Loss on Sale	\$0.00
Total Treasury Incom	\$478,816.08

Interest Earnings 53601C	\$259,756.11
Premium Amortization	(\$78,595.27)
Discount Accretion	\$173.24
Gain/Loss on Sale	\$0.00
Total CA Bond Income	\$181,334.08

Interest Earnings 53601F	\$3,137,895.69
Premium Amortization	(\$2,031,872.44)
Discount Accretion	\$29,204.01
Gain/Loss on Sale	\$0.00
Total Fed Agency Income	\$1,135,227.26



Solano County Treasury
 Treasurer Charles Lomeli
 Statement of Income
 December 31, 2021

	Fiscal Year 2022 December
LAIF	\$90,069.82
Total LAIF Income	\$90,069.82
Interest Earnings 53601G	\$0.00
Premium Amortization	\$0.00
Discount Accretion	\$3,526.02
Gain/Loss on Sale	\$0.00
Total Commercial Paper Income	\$3,526.02
Interest Earnings 53601H	\$69,123.08
Premium Amortization	\$0.00
Discount Accretion	\$0.00
Gain/Loss on Sale	\$0.00
Total CD Income	\$69,123.08
Interest Earnings 53601J	\$509,442.27
Premium Amortization	(\$139,170.45)
Discount Accretion	\$29,059.55
Gain/Loss on Sale	\$0.00
Total Corporate Bond Income	\$399,331.37
Total Non Cash Income	\$2,404,653.45
TOTAL INCOME	\$2,440,682.69
EXPENSE	
Interest Apportionment Expense	\$1,974,311.59
Total Interest Apportionment Income	\$1,974,311.59
TOTAL EXPENSE	\$1,974,311.59
NET INCOME	\$466,371.10
	=====



Solano County Treasury
 Treasurer Charles Lomeli
 Yield Analysis
 December 31, 2021

Fiscal Year 2022
 December
 Yield

YIELDS

Bank Deposits	0.000%
Wells Fargo Money Market	0.004%
Bank Of America Money Market	0.014%
Union Bank Money Market	50.409%
Camp	0.050%
Cal Trust Money Market	0.013%

Wt Ave Of All MMY	0.195%
Local Agency Investment Fund	0.220%
Cal Trust Short	0.000%
Cal Trust Short TR	0.000%
Cal Trust Medium	0.000%
Cal Trust Medium TR	0.000%

Wt Ave of All Mutual Funds	0.000%
Wt Ave of All Mutual Funds TR	0.000%
Solano County Bonds	3.277%
Solano County Bonds TR	3.277%
US Treasury Securities	0.122%
US Treasury Securities TR	0.122%
Municipals	0.473%
Municipals TR	0.473%
Federal Agencies	0.344%
Federal Agencies TR	0.344%
Commercial Paper	0.000%
Commerical Paper TR	0.000%
Certificates of Deposit	0.204%
Cerificates of Deposit TR	0.204%
Corporate Securities	0.570%
Corporate Securities TR	0.570%
Sovereign Securities	0.224%
Sovereign Securities TR	0.224%

Wt Ave Of All Securities	0.264%
Wt Ave Of All Securities TR	0.264%

Total Pool	0.254%
Total Pool TR	0.254%
Bond Yield	0.000%
PARS 115 Yield	0.727%